

Litemate® Electronic Brake Controls


Mount At Any Angle With Included Bracket - Use With Brake Control Adapters or Can Be Hardwired to Vehicle



2 & 4 Brake Capacity

#6510PT

- LED Power Light Display
- Orange LED Changes In Intensity as Power Setting is Increased
- Protects Vehicle from Trailer Brake Shorts
- Includes Manual Override



2 - 4 - 6 Brake Capacity


#6511PT

- Digital LED Light Display
- Digital Readout, Numerical from 5 to 99%
- Set Exact Percentage of Power Needed
- Trailer Brake Failure Notification & Short Circuit Protection
- Includes Manual Override

Litemate® Electronic Brake Control Adapters


Make Electronic Brake Control Installation Easy With Adapters!!

- Locate Vehicle Connector (Under Dash)
- Plug in Correct Adapter
- Plug Adapter into Brake Control



#6518PT

- CHEV / GMC / CADILLAC
- Avalanche 2002-06
 - Silverado (Classic 07) 1999-07
 - Sierra (Classic 07) 1999-07
 - Suburban 2000-06
 - Tahoe 2000-06
 - Yukon 2000-06
 - Denali 1999-06
 - Escalade 2007-13
 - H2 Hummer 2003-07
 - H2 SUT Hummer 2003-07




#6516PT

- FORD ADAPTER
- Bronco 1994-96
 - F-150 Pickup 1994-08
 - F-250/350 Pickup 1994-04
 - F-53 2000-14
 - Expedition 1997-12
 - Excursion 2000-05
 - Explorer 2000-13
 - Flex 2009-11
 - Mountaineer 2002-10
 - Van (Full Size) 1994-08
 - Windstar 1995-03
 - Navigator 1998-12
 - LR3 2005-10
 - LR4 2010-11
 - Range Rover 2005-13
 - Lincoln Aviator 2013-14
 - Lincoln Mark LT 2007-08
 - Lincoln MKT 2010-11




#6521PT

- NISSAN ADAPTER
- Armada 2004-13
 - Titan 2004-13
 - Frontier 2004-13
 - Pathfinder 2004-13
 - Xterra 2004-13
 - QX-56 2004-15
 - NV Van 2012-14




#6525PT

- CHEV / GMC / BUICK / SATURN
- Enclave 2008-15
 - Traverse 2009-14
 - Acadia 2007-14
 - Outlook 2007-10



#6524PT

- FORD ADAPTER
- F-250 350 450 550 2008-15
 - E-150 250 350 2009-13
 - E-350 450 RV 2009-11
 - Expedition 2013
 - Lincoln Navigator 2013-14




#6517PT

- DODGE ADAPTER
(with tow package)
- Ram Pickup 1995-09
 - Dakota 1997-11
 - Durango 1998-09
 - Aspen 2007-09




#6527PT

- CHEV / GMC ADAPTER
- Silverado / Sierra 2014-15



#6523PT

- FORD ADAPTER
- F-150 Pickup 2009-14
 - Flex 2012-14
 - Lincoln MKT 2012-13



#6519PT

- FORD ADAPTER
- F-250/F-350 Pickup 2005-07
 - F-450/F-550 Pickup 2005-07



#6522PT

- DODGE ADAPTER
- Ram Pickup 2010-12



#6526PT

- DODGE ADAPTER
- Ram Pickup 2013-14



All Items with QT, KT, GT or PT Suffix are Clam Shell Program Items.