


# Combo Packs



| 18-14 AWG |        |
|-----------|--------|
| Part #    | Qty    |
| 1880C     | 5 Sets |
| 1880D     | 2 Sets |
| 1880M     | 1 Set  |
| 1880PT    | 5 Sets |
| 1880KT    | 2 Sets |
| 1880QT    | 1 Set  |



| 16-14 AWG |        |
|-----------|--------|
| Part #    | Qty    |
| 1882C     | 5 Sets |
| 1882D     | 1 Set  |
| 1882PT    | 5 Sets |
| 1882KT    | 1 Set  |
| 1882QT    | 1 Set  |



| 16-14 AWG |         |
|-----------|---------|
| Part #    | Qty     |
| 1883C     | 10 Sets |
| 1883D     | 2 Sets  |
| 1883M     | 1 Set   |
| 1883PT    | 10 Sets |
| 1883KT    | 2 Sets  |
| 1883QT    | 1 Set   |



| 16-14 AWG |         |
|-----------|---------|
| Part #    | Qty     |
| 1884C     | 15 Sets |
| 1884D     | 3 Sets  |
| 1884M     | 1 Set   |
| 1884PT    | 15 Sets |
| 1884KT    | 3 Sets  |
| 1884QT    | 1 Set   |




| 16-14 AWG |         |
|-----------|---------|
| Part #    | Qty     |
| 1885C     | 15 Sets |
| 1885D     | 4 Sets  |
| 1885M     | 1 Set   |
| 1885PT    | 15 Sets |
| 1885KT    | 4 Sets  |
| 1885QT    | 1 Set   |



| 16-14 AWG |         |
|-----------|---------|
| Part #    | Qty     |
| 1887C     | 10 Sets |
| 1887D     | 2 Sets  |
| 1887M     | 1 Set   |
| 1887PT    | 10 Sets |
| 1887KT    | 2 Sets  |
| 1887QT    | 1 Set   |

Non-Permanent Electrical Hookup In Your Car, Truck or Recreational Vehicle  
(Wire Not Included)



.250 Brass Split Male Tab  
Locks Into Plastic Body


| 16-14 AWG |         |        |         |
|-----------|---------|--------|---------|
| Part #    | Qty     | Part # | Qty     |
| 1888C     | 10 Sets | 1888PT | 10 Sets |
| 1888D     | 3 Sets  | 1888KT | 3 Sets  |
| 1888M     | 1 Set   | 1888QT | 1 Set   |



.250 Brass Female  
Locks Into Plastic Body

| 16-14 AWG |         |        |         |
|-----------|---------|--------|---------|
| Part #    | Qty     | Part # | Qty     |
| 1881C     | 10 Sets | 1881PT | 10 Sets |
| 1881D     | 3 Sets  | 1881KT | 3 Sets  |
| 1881M     | 1 Set   | 1881QT | 1 Set   |

## FULLY INSULATED MALE & FEMALE CONNECTORS (Wire Not Included)



| 22-16 AWG |         |
|-----------|---------|
| Part #    | Qty     |
| 1786C     | 15 Sets |
| 1786D     | 3 Sets  |
| 1786M     | 1 Set   |
| 1786PT    | 15 Sets |
| 1786KT    | 3 Sets  |
| 1786QT    | 1 Set   |

| 16-14 AWG |         |
|-----------|---------|
| Part #    | Qty     |
| 1886C     | 15 Sets |
| 1886D     | 3 Sets  |
| 1886M     | 1 Set   |
| 1886PT    | 15 Sets |
| 1886KT    | 3 Sets  |
| 1886QT    | 1 Set   |

| 12-10 AWG |         |
|-----------|---------|
| Part #    | Qty     |
| 1986C     | 15 Sets |
| 1986D     | 3 Sets  |
| 1986M     | 1 Set   |
| 1986PT    | 15 Sets |
| 1986KT    | 3 Sets  |
| 1986QT    | 1 Set   |

## RAINBOW CONNECTORS 22-16, 16-14 & 12-10 AWG



### Butt Connectors

| Part # | Qty |
|--------|-----|
| 8396C  | 50  |
| 8396H  | 20  |
| 8396D  | 12  |
| 8396M  | 5   |
| 8396PT | 50  |
| 8396KT | 17  |
| 8396QT | 5   |

### Ring Terminals

| Part # | Qty |
|--------|-----|
| 8397C  | 50  |
| 8397H  | 20  |
| 8397D  | 12  |
| 8397M  | 5   |
| 8397PT | 50  |
| 8397KT | 20  |
| 8397QT | 5   |

### Quick Connects

| Part # | Qty |
|--------|-----|
| 8398C  | 50  |
| 8398H  | 20  |
| 8398D  | 12  |
| 8398M  | 5   |
| 8398PT | 50  |
| 8398KT | 20  |
| 8398QT | 5   |

### Assorted Items

| Part # | Qty |
|--------|-----|
| 8399C  | 50  |
| 8399H  | 20  |
| 8399D  | 15  |
| 8399M  | 6   |
| 8399PT | 50  |
| 8399KT | 20  |
| 8399QT | 6   |

# Quick Connect Receptacles & Adapters

Double .250 Male Tabs Clear Vinyl Insulation



| Part # | Qty |
|--------|-----|
| 1257A  | 200 |
| 1257C  | 10  |
| 1257PT | 10  |
| 1257KT | 3   |
| 1257QT | 2   |

Vinyl Insulated Piggyback .250 Male Tab / Female 16-14 AWG Blue



| Part # | Qty |
|--------|-----|
| 1860A  | 500 |
| 1860C  | 50  |
| 1860D  | 9   |
| 1860M  | 3   |
| 1860PT | 50  |
| 1860KT | 10  |
| 1860QT | 3   |

Vinyl Insulated .375 Volkswagon 12-10 AWG Yellow



| Part # | Qty |
|--------|-----|
| 3157A  | 500 |
| 3157C  | 25  |
| 3157M  | 2   |
| 3157KT | 3   |
| 3157QT | 2   |

.30 Female Replacement for #5407 20-18 AWG (With Locking Tang)



| Part # | Qty |
|--------|-----|
| 1579A  | 500 |
| 1579C  | 25  |
| 1579PT | 25  |

.250 Open-End Female 16-14 AWG



| Part # | Qty  |
|--------|------|
| 2465A  | 1000 |
| 2465C  | 100  |

Brass .250 Male Tabs / Female Receptacle



| Part # | Qty |
|--------|-----|
| 1591A  | 500 |
| 1591C  | 50  |
| 1591D  | 6   |
| 1591PT | 50  |
| 1591KT | 6   |
| 1591QT | 2   |

Brass .250 Male Tabs / Female Receptacle



| Part # | Qty  |
|--------|------|
| 1594A  | 1000 |
| 1594C  | 50   |
| 1594D  | 7    |
| 1594PT | 50   |
| 1594KT | 7    |
| 1594QT | 2    |

Brass .250 Male Tabs / Female Receptacle #8 Stud Hole



| Part # | Qty |
|--------|-----|
| 1595A  | 500 |
| 1595C  | 50  |
| 1595D  | 4   |
| 1595PT | 50  |
| 1595KT | 4   |
| 1595QT | 1   |

Brass .250 Male Tab / #10 Stud Hole



| Part # | Qty  |
|--------|------|
| 1596A  | 1000 |
| 1596C  | 50   |
| 1596D  | 5    |
| 1596PT | 50   |
| 1596KT | 5    |

.250 Brass Piggyback Female & Male Tab 16-14 AWG



| Part # | Qty  |
|--------|------|
| 1597A  | 1000 |
| 1597C  | 50   |
| 1597D  | 6    |
| 1597PT | 50   |
| 1597KT | 6    |

Assorted Adapters and Receptacles



| Part # | Qty |
|--------|-----|
| 1586C  | 50  |
| 1586PT | 50  |

Bodies Are Polarized & Can Be Easily Connected & Disconnected 16-14 AWG

.250 Brass Split Male Tab Locks Into Plastic Body



| Part # | Qty  |
|--------|------|
| 1589A  | 1000 |
| 1589C  | 50   |
| 1589PT | 50   |
| 1589KT | 4    |
| 1589QT | 2    |

.250 Brass Female Locks Into Plastic Body



| Part # | Qty  |
|--------|------|
| 1599A  | 1000 |
| 1599C  | 50   |
| 1599D  | 7    |
| 1599PT | 50   |
| 1599KT | 7    |
| 1599QT | 2    |

| Part # | Qty |
|--------|-----|
| 1863A  | 250 |
| 1863C  | 25  |
| 1863PT | 25  |

All Items with QT, KT, GT or PT Suffix are Clam Shell Program Items.