

Fuse Holders

Cut Wire Loop and Splice Into Circuit Needing To Be Fuse Protected



Nylon In-Line Fuse Holder With Fuse
#0900 - Red 14 GA Wire 20 AMP
#0901 - Red 14 GA Wire 30 AMP

Part #	Qty	Part #	Qty	Part #	Qty	Part #	Qty
0900A	100	0900C	1	0900PT	1	0900L	Card of 9
0901A	100	0901C	1	0901PT	1	0901L	Card of 9



In-Line Fuse Holder With Universal Nylon Body
For AGC & JSO Glass Fuses
#0905 - Black 16 GA Wire 15 AMP
#0906 - Black 12 GA Wire 30 AMP

Part #	Qty	Part #	Qty	Part #	Qty	Part #	Qty
0905A	100	0905C	1	0905PT	1	0905L	Card of 9
0906A	100	0906C	1	0906PT	1	0906L	Card of 9



ATC/ATO Type Fuse Holders with 7" Wire Loop
Nylon Body With Brass Tin Plated Contacts
#0961 - Black 16 GA Wire 10 AMP
#0963 - Red 12 GA Wire 20 AMP

Part #	Qty	Part #	Qty	Part #	Qty	Part #	Qty
0961A	100	0961C	1	0961PT	1	0961L	Card of 9
0963A	100	0963C	1	0963PT	1	0963L	Card of 9



ATM Mini Fuse Holder With Dust Cap & 10" Wire
PVC Body With Brass Tin Plated Contacts
#0965 - Orange 16 GA Wire 10 AMP
#0967 - Black 12 GA Wire 30 AMP

Part #	Qty	Part #	Qty	Part #	Qty
0965A	100	0965C	1	0965PT	1
0967A	100	0967C	1	0967PT	1



ATR Micro2 Blade Fuse Holder With Dust Cap & 12" Wire
PVC Body With Brass Tin Plated Contacts
#0959 - Red 16 GA Wire 10 AMP
#0960 - Red 12 GA Wire 30 AMP

Part #	Qty	Part #	Qty	Part #	Qty
0959A	100	0959C	1	0959PT	1
0960A	100	0960C	1	0960PT	1




Kits Available (Page 5)



Maxi Fuse Holder

PVC With Dust Cap
12" Red 8 Gauge Wire
60 AMP (Does not include fuse)

Part #	Qty
0969A	25
0969C	1
0969PT	1



Self-Stripping Fuse Holder

Locate New Fuse Position
Insert Wire & Crimp
Mates With ATC/ATO Blade Type Fuses
20 AMP - 16-14 AWG

Part #	Qty
0972A	100
0972C	2
0972PT	2
0972L	Card of 9



Weather Resistant
Nylon Body With Latching Cap
Rubber Seal Protects Fuses

#0948 - ATM Mini Fuse Holder Red 12 GA Wire 3 to 30 AMP

Part #	Qty
0948A	25
0948C	1
0948PT	1


#0950 - ATC/ATO Fuse Holder Orange 12 GA Wire 3 to 30 AMP

Part #	Qty
0950A	25
0950C	1
0950PT	1

Fusible Links

Fusible Links "Open" Circuit When Overload Occurs
Prevents Damage To Wire Harness
Fusible Links Are NOT Intended To Replace Fuse
Use In Conjunction With Fuse

Use Extreme Caution when replacing a Fusible Link.
Make sure exact replacement of gauge & length as installed by original manufacture is used.



Part #	Part #	AWG	Stud	Length	Color	Description
5550P	5550PT	16 Ga	1/4"	9 1/4"	Black	GM Starter Solenoid
5551P	5551PT	14 Ga	3/8"	9 1/2"	Black	GM Starter Solenoid

Part #	Part #	AWG	Stud	Length	Color	Description
5552P	5552PT	18 Ga	5/16"	10 1/2"	Red	Ford Starter Solenoid
5553P	5553PT	16 Ga	5/16"	10 1/2"	Orange	Ford Starter Solenoid
5554P	5554PT	14 Ga	5/16"	10 1/2"	Green	Ford Starter Solenoid

Part #	Part #	AWG	Length	Color	Description
5555P	5555PT	18 Ga	8"	Black	Chrysler & Universal Ignition Battery
5556P	5556PT	16 Ga	8"	Black	Chrysler Feed, W/W, R/Window Defogger
5557P	5557PT	20 Ga	8"	Black	Universal

Fusible Link Wire




Opens Circuit When Extreme Overload Occurs
Repair Factory Installed Fusible Links
Original Length & Gauge Must Match Exactly
Fusible Link Should Be 4 Gauges Smaller Than Circuit

CAUTION:
Do not substitute ordinary wire for fusible links.
Do not replace fuses with fusible link wire.
Technical calculations determine correct length & gauge of fusible links.

AWG	MM	Color	Part # Qty	Part # Qty
10	5 mm	Rust	8122S 75'	8122C 1'
10	5 mm		—	8122PT 1'
12	3 mm	Blue	8124S 100'	8124C 4'
12	3 mm		—	8124PT 4'
14	2 mm	Gray	8125S 100'	8125C 6'
14	2 mm		—	8125PT 6'
16	1 mm	Black	8126S 100'	8126C 7'
16	1 mm		—	8126PT 7'
18	.6 mm	Blue	8123S 100'	8123C 8'
18	.6 mm		—	8123PT 8'

All Items with QT, KT, GT or PT Suffix are Clam Shell Program Items.

Fuse Blocks



AGC & SFE Glass Type Fuses
Each Holder Has Two .250" Tabs
30 AMP Rating

Single		4-Gang	
Part #	Qty	Part #	Qty
0908A	200	0909A	50
0908C	2	0909C	1
0908PT	2	0909PT	1



Holds 4 ATC/ATO Type Fuses
8 Brass Terminals (#1598)
Multiple Blocks Stack Together
Two 1/4" Mount Holes
50 AMP Rating

Set = 1 Housing & 8 Terminals

Part #	Qty
0910A	25 Sets
0910C	1 Set
0910PT	1 Set



Holds 6 ATC/ATO Type Fuses
#10 Stud Hot Feed Terminal
4 Mounting Holes for #10 Screws
Six .250" Male Tabs
6 Recessed Fuse Contacts - No Cover Required
25 AMP Per Circuit
Block Max 150 Amp at 12 Volt DC

Part #	Qty
0911A	25
0911C	1
0911PT	1

Fuse Adapters & Terminals

Easy To Add New Circuit Into Fuse Box Without Cutting Existing Wires



(Fuses Not Included)

Glass Fuse Tap
Brass .250 Male Tab
Taps Into Glass Type Fuse Blocks
Slide Tap Under Hot Side of Fuse
Connect With .250" Female


Part #	Qty
1590A	1000
1590C	50
1590D	9
1590PT	50
1590KT	9
1590QT	3



(Fuses Not Included)

ATM Mini Fuse Tap
Brass .187 Male Tab
Slips Over Mini Fuse Blade
Connect With .187" Female

Part #	Qty
1593A	1000
1593C	50
1593D	4
1593PT	50
1593KT	4
1593QT	2



(Fuses Not Included)

ATC/ATO Fuse Tap For GM
Brass .250 Male Tab
Snaps Over Blade Fuses
Connect With .250" Female

Part #	Qty
1592A	1000
1592C	50
1592D	4
1592PT	50
1592KT	4
1592QT	2



Brass Terminal
For ATO Fuse Block
Use With #0910
16-14 AWG

Part #	Qty
1598A	1000
1598C	50
1598D	5
1598PT	50
1598KT	5

Junction Box



Safely Add Circuits To Vehicle's
Electrical System
Use Rings, Spades or Hooks
4 Post - #8 Stud Screws
30 AMP 600 VAC
Operating Temp -20°C to 80°C

Part #	Qty
0915A	50
0915C	1
0915PT	1

GM Fuse Block Taps

Taps Into GM Fuse Block
Splice Accessory Wire Onto 16 Ga Connector Wire
Plug Connector Into Cavity



Use In Battery Cavity
Power Always On
Clock, Alarm, Radio, Horn
Black Housing

Part #	Qty
0951A	25
0951C	1
0951PT	1



Use In Ignition Cavity
Power Supplied Once
Ignition Is On
Clear Housing

Part #	Qty
0952A	25
0952C	1
0952PT	1

Panel Mount Fuse



(Fuses Not Included)

Mounts In Dashboard
Unscrew End to Replace Fuse
For AGC & JSO Glass Fuses
Use With .187" or .205" Female
Bakelite Body

10 AMP 250 Volt AC
15 AMP 125 Volt AC

Part #	Qty
0922A	25
0922C	1
0922PT	1