


Fuse Blocks



AGC & SFE Glass Type Fuses
Each Holder Has Two .250" Tabs
30 AMP Rating

Single		4-Gang	
Part #	Qty	Part #	Qty
0908A	200	0909A	50
0908C	2	0909C	1
0908PT	2	0909PT	1



Holds 4 ATC/ATO Type Fuses
8 Brass Terminals (#1598)
Multiple Blocks Stack Together
Two 1/4" Mount Holes
50 AMP Rating

Set = 1 Housing & 8 Terminals

Part #	Qty
0910A	25 Sets
0910C	1 Set
0910PT	1 Set



Holds 6 ATC/ATO Type Fuses
#10 Stud Hot Feed Terminal
4 Mounting Holes for #10 Screws
Six .250" Male Tabs
6 Recessed Fuse Contacts - No Cover Required
25 AMP Per Circuit
Block Max 150 Amp at 12 Volt DC

Part #	Qty
0911A	25
0911C	1
0911PT	1

Fuse Adapters & Terminals

Easy To Add New Circuit Into Fuse Box Without Cutting Existing Wires



(Fuses Not Included)

Glass Fuse Tap
Brass .250 Male Tab
Taps Into Glass Type Fuse Blocks
Slide Tap Under Hot Side of Fuse
Connect With .250" Female


Part #	Qty
1590A	1000
1590C	50
1590D	9
1590PT	50
1590KT	9
1590QT	3



(Fuses Not Included)

ATM Mini Fuse Tap
Brass .187 Male Tab
Slips Over Mini Fuse Blade
Connect With .187" Female

Part #	Qty
1593A	1000
1593C	50
1593D	4
1593PT	50
1593KT	4
1593QT	2



(Fuses Not Included)

ATC/ATO Fuse Tap For GM
Brass .250 Male Tab
Snaps Over Blade Fuses
Connect With .250" Female

Part #	Qty
1592A	1000
1592C	50
1592D	4
1592PT	50
1592KT	4
1592QT	2



Brass Terminal
For ATO Fuse Block
Use With #0910
16-14 AWG

Part #	Qty
1598A	1000
1598C	50
1598D	5
1598PT	50
1598KT	5

Junction Box



Safely Add Circuits To Vehicle's
Electrical System
Use Rings, Spades or Hooks
4 Post - #8 Stud Screws
30 AMP 600 VAC
Operating Temp -20°C to 80°C

Part #	Qty
0915A	50
0915C	1
0915PT	1

GM Fuse Block Taps

Taps Into GM Fuse Block
Splice Accessory Wire Onto 16 Ga Connector Wire
Plug Connector Into Cavity



Use In Battery Cavity
Power Always On
Clock, Alarm, Radio, Horn
Black Housing

Part #	Qty
0951A	25
0951C	1
0951PT	1



Use In Ignition Cavity
Power Supplied Once
Ignition Is On
Clear Housing

Part #	Qty
0952A	25
0952C	1
0952PT	1

Panel Mount Fuse



(Fuses Not Included)

Mounts In Dashboard
Unscrew End to Replace Fuse
For AGC & JSO Glass Fuses
Use With .187" or .205" Female
Bakelite Body

10 AMP 250 Volt AC
15 AMP 125 Volt AC

Part #	Qty
0922A	25
0922C	1
0922PT	1

Add-A-Circuit

(Fuses Not Included)

Plug Into An Existing Fuse Block - Provides One Fuse To Protect Original Circuit
 Use Wire Lead For New Circuit - Second Fuse Protects New Circuit
 PVC Body With Brass Tin Plated Contacts
 Red 16 Gauge Wire - 16-14 AWG Butt Connector
 10 AMP at 12 Volts


Kit Available
 (Page 5)



#0954 - ATR Micro2 Blade Fuses



#0955 - Low Profile Fuses



(Fuses Not Included)



#0956 - ATM Mini Fuses



#0957 - ATC/ATO Fuses

Part #	Qty	Part #	Qty	Part #	Qty	Part #	Qty
0954AA	250	0955AA	250	0956AA	250	0957AA	250
0954A	25	0955A	25	0956A	25	0957A	25
0954C	1	0955C	1	0956C	1	0957C	1
0954PT	1	0955PT	1	0956PT	1	0957PT	1


Add-Two-Circuits

(Fuses Not Included)

ATM & ATC/ATO Fuse Adapters Plug Into Existing Fuse Block
 One Fuse Protects Original Circuit & Two Additional Fuses for Two New Circuits
 Use Wire Leads For Two New Circuit - Each Circuit Protected by Fuse Closest To It
 PVC Body With Brass Tin Plated Contacts
 Red 16 Gauge Wire - 16-14 AWG Butt Connector
 10 AMP at 12 Volts



#0943 - ATM Mini Fuses



#0944 - ATC/ATO Fuses



(Fuses Not Included)

Part #	Qty	Part #	Qty
0943AA	250	0944AA	250
0943A	25	0944A	25
0943C	1	0944C	1
0943PT	1	0944PT	1



#0953 - Micro3 Blade Fuses



(Fuses Not Included)

Micro3 Dual Lead Plugs Into Existing Fuse Block
 One Fuse Protects Original Circuit
 Second Single Fuse Protects Two New Circuits
 PVC Body With Brass Tin Plated Contacts
 Red 16 Gauge Wire - 16-14 AWG Butt Connector
 10 AMP at 12 Volts

Part #	Qty
0953AA	250
0953A	25
0953C	1
0953PT	1

Power Socket & Plug



SOCKET

Part #	Qty
0921C	1
0921PT	1

Prewired With Fuse Holder & Terminals
 Use With 12 Volt Power Plug
 Max 7.5 Amp
 (Fuse Not Included)



PLUG

Part #	Qty
0920C	1
0920PT	1

Plug Fits Power Socket or Cigarette Lighter/Auxiliary
 Provides 12 Volt Power
 20 Gauge Max 3 AMP

USB Port Charger

*Vehicles Without
 Built-in USB Port*



Part #	Qty
0923A	25
0923C	1
0923PT	1

Single USB Plug Cigarette Lighter/Auxiliary Port
 Allows In-Car Charging of Phone, Laptops, etc.
 Designed to Short Circuit & Protect Device
 12 Volt DC - Output 5 Volt 2.1 Amp

All Items with QT, KT, GT or PT Suffix are Clam Shell Program Items.