

Switches

Panels & Switches

All Packaged One Per Pack - Consult Price Sheet For Bulk Packaging

*Dielectric Grease
Page 29*


*Works With All 1/2"
Mount Hole Switches*



#5501PT (#5501C)
Toggle Switch Panel
1/2" Hole Diameter
1-3/8" x 1-5/8"
Black Modular Style



#5502PT (#5502C)
Rocker Switch Panel
1/2" x 1-3/16" Rectangular Hole
1-3/8" x 1-5/8"
Black Modular Style



#5503PT (#5503C)
Ignition Switch - 2 keys
Accessory-Off-Ignition-Start
3/4" Mount Hole
Heavy Duty Plated Steel
4 #10 Stud Copper Terminals
12 Volt 30 Amp



#5504PT (#5504C)
Horn Button
Flush Mount
2 #6 Screw Contacts
Nickel Plated Housing
Black Plastic Button
12 Volt 5 Amp



#5505PT (#5505C)
Horn Button
1-3/4" Diameter Ivory Button
2 #6 Screw Contacts
Bracket with Screws
Fits Up To 1-1/2"
Steering Column
12 Volt 5 Amp




#5506PT (#5506C)
Door Jamb Switch
Self Grounding in Metal Panel
Contact Open when Plunger
Depressed & Spring Return to
Ground & Closed Contact
3/8" Travel Length - 2" Overall
.157" Bullet Receptacle End
12 Volt 1 Amp




#5507PT (#5507C)
Door Alarm Switch
Doors - Hoods - Trunks
Off When Button Pushed
Spring Return to On
Dual Mounting Holes
12 Volt 10 Amp




#5508PT (#5508C)
Momentary Grounding Switch
Push Button Momentary On
Self Grounding in Metal Panel
With .157" Bullet Receptacle
Snaps Into 15/16" Hole
6 Volt 15 Amp
12 Volt 10A / 24 Volt 6A



#5509PT (#5509C)
Heavy Duty Push Button
Momentary On
Rubber Dust & Moisture
Resistant Boot Nut
5/8" Mount Hole
12 Volt 60 Amp




#5512PT (#5512C)
Push Button
Momentary On
5/8" Mount Hole
6 Volt 25 Amp
12 Volt 15 Amp



#5514PT (#5514C)
Push-Pull Headlamp
Switch with 15 Amp Fuse
3 Position Off-On-On
Pull For On
5 Screw Terminals
3/8" Mount Hole
12 Volt 15 Amp




#5520PT (#5520C)
On-Off Push-Pull SPST
1" Handle Pulls For On
Red Illuminated
2 Screw Terminals
1/2" Mount Hole
6 Volt 25 Amp
12 Volt 15 Amp
Uses Bulb #282



#5521PT (#5521C)
On-Off Push-Pull SPST
2 Screw Terminals
1/2" Mount Hole
6 Volt 25 Amp
12 Volt 15 Amp



#5522PT (#5522C)
On-Off Push-Pull SPST
Heavy Duty
Chrome Plated Metal Knob
2 Copper Terminals
with 2 Brass Screws
1/2" Mount Hole
6-28 Volt 75 Amp



#5527PT (#5527C)
Brass Marine Push-Button
Momentary On SPST
Starter & Horn Switch
Chrome Plated Brass Button
2 Brass Screw Terminals
1-1/4" x 5/8" Mounting Stem
6 Volt 25 Amp
12 Volt 15 Amp




#5528PT (#5528C)
Brass Marine Push-Pull
On-Off SPST Switch
Chrome Plated Knob
2 Brass Screw Terminals
1-1/4"x3/8" Mounting Stem
6 Volt 25 Amp
12 Volt 15 Amp



#5529PT (#5529C)
Brass Heavy Duty
Ignition Starter Switch
Accessory-Start-Off
3 Brass Screw Terminals
1-1/8" x 13/16" Mounting Stem
6 Volt 25 Amp
12 Volt 15 Amp



#5579PT (#5579C)
Euro On-Off Push-Pull
Short Style SPST
Plastic Knob
With 2 M3 Screws
5/16" Mount Hole
12 Volt 16 Amp



#5574PT (#5574C)
Master Battery Disconnect
2 3/8" Brass Stud Terminals
3/4" Mount Hole
For Battery Circuit Only
On - Off SPST 6-36 Volt
190 Amp DC Continual
1000 Amp DC Momentary

*More Information
See Page 28*



Additional Keys: #5575-KEYC 1/pkg

#5575PT (#5575C)
Battery Cut-Off Switch
Theft & Fire Protection
2 Position On-Off 12 Volt
7/8" Mount Hole
Includes Removable Key
Moisture Proof Cap
350 Amp DC Continual
500 Amp DC Momentary

Panel Lights & Rocker Switches

All Packaged One Per Pack - Consult Price Sheet For Bulk Packaging

SPST: Single Pole, Single Throw switches control a single wire circuit with two positions Off - ON.

SPDT: Single Pole, Double Throw switches control two single wire circuits permitting only one circuit to be energized at a time. Can be two positions ON - ON or three positions ON - OFF - ON.

DPST: Double Pole, Single Throw switches control two circuits simultaneously. Circuits are ON at the same time, and OFF at the same time.

DPDT: Double Pole, Double Throw switches control four circuits, permitting only two circuits to be energized at a time. Can be two positions ON - ON or three positions ON - OFF - ON.


Use With
#5501
Panel



Indicator Light Illuminated
Fits 1/2" Round Mount Hole
Nylon Housing
2 1/4" Male Tabs
12 Volt 16 Amp

#5523PT (#5523C) - Blue
#5524PT (#5524C) - Amber
#5525PT (#5525C) - Red
#5526PT (#5526C) - Green

Indicator Light LED Illuminated
Fits 3/8" Round Mount Hole
Chrome Plated Aluminum Housing
2 1/4" Male Tabs
Attach Power Wire To + Tab
12 Volt 15 Amp



#5564PT (#5564C) - Red
#5565PT (#5565C) - Blue (clear lens)
#5566PT (#5566C) - Amber
#5567PT (#5567C) - Green


LED Lights



#5515PT (#5515C)
On-Off Rocker
Jumbo Black
1/4" Male Tabs
1/2" Round Mount Hole
12 Volt 16 Amp

On-Off Rocker
Jumbo Illuminated
1/4" Male Tabs
1/2" Round Mount Hole
12 Volt 16 Amp

#5516PT (#5516C) - Red
#5517PT (#5517C) - Amber
#5518PT (#5518C) - Blue
#5519PT (#5519C) - Green



#5531PT (#5531C)
On-Off Black Rocker
SPST
Non-Illuminated
1/4" Male Tabs
1/2" x 1-1/8" Mount Hole
12 Volt 16 Amp

Use With
#5502
Panel

On-Off Rocker SPST
Illuminated - 1/4" Male Tabs
Black Nylon Housing
1/2" x 1-1/8" Mount Hole
12 Volt 16 Amp

#5530PT (#5530C) - Red
#5532PT (#5532C) - Blue
#5534PT (#5534C) - Amber
#5535PT (#5535C) - Green



On-Off Rocker
Illuminated
Oval Housing & Lens
SPST
3 1/4" Male Tabs
1/2" Round Mount Hole
12 Volt 25 Amp
24 Volt 15 Amp

#5580PT (#5580C) - Red
#5581PT (#5581C) - Blue
#5582PT (#5582C) - Amber
#5583PT (#5583C) - Green



On-Off Rocker
LED Dot Illuminated
Oval Housing & Lens
SPST
3 1/4" Male Tabs
1/2" Round Mount Hole
12 Volt 25 Amp
24 Volt 15 Amp

#5584PT (#5584C) - Red
#5585PT (#5585C) - Blue
#5586PT (#5586C) - Amber
#5587PT (#5587C) - Green



LED Lights

Switches

Toggle Switches

All Packaged One Per Pack - Consult Price Sheet For Bulk Packaging



#5510PT (#5510C)
On-Off Toggle SPST
3/4" Metal Bat Handle
1/2" Mount Hole
12 Volt 15 Amp
125 VAC 10 Amp



#5511PT (#5511C)
On-Off Toggle SPST
1/4" Metal Ball Handle
With Indicator Plate
1/2" Mount Hole
12 Volt 10 Amp
125 VAC 5 Amp



#5513PT (#5513C)
On-Off Toggle w/Boot Nut
2 Position - 2 Terminal
3/4" Handle Length
2 1/4" Male Tabs
Moisture Proof
Metal Body - Dipped
12 Volt 20 Amp

Sealed!




#5588PT (#5588C)
On-Off Toggle SPST
Waterproof
Bat Handle With Boot
2 6" 16 Ga Wire Lead
1/2" Mount Hole
12 Volt 25 Amp

Waterproof!



#5589PT (#5589C)
Momentary On-Off-
Momentary On Toggle
SPDT - 3 Position
Waterproof
Bat Handle With Boot
3 6" 16Ga Jacketed Wire Leads
1/2" Mount Hole
12 Volt 25 Amp



#5546PT (#5546C)
On-Off-On Toggle SPDT
5/8" Metal Bat Handle
With Indicator Plate
1/2" Mount Hole
12 Volt 10 Amp
3/4 HP 120-240 VAC



#5547PT (#5547C)
On-Off Toggle SPST
3/4" Metal Bat Handle
With Indicator Plate
2-16 ga Wire Leads
12 Volt 15 Amp
125 VAC 10 Amp



#5576PT (#5576C)
On-Off Toggle SPST
1/2" Metal Bat Handle
With Indicator Plate
1/2" Mount Hole
120 VAC 6 Amp
240 VAC 3 Amp



#5577PT (#5577C)
On-Off Toggle SPST
5/8" Metal Bat Handle
With Indicator Plate
1/2" Mount Hole
12 Volt 20 Amp



#5578PT (#5578C)
Momentary On-Off
Toggle SPST
5/8" Metal Bat Handle
With Indicator Plate
1/2" Mount Hole
12 Volt 20 Amp



#5571PT (#5571C)
On-Off Toggle SPST
Red LED Lighted Tip
Brushed Aluminum Handle
7/8" Handle Length
1/2" Mount Hole
12 Volt 15 Amp

LED Tip!



#5548PT (#5548C)
On-Off Toggle DPST
3/4" Handle Length
4 Screw Terminals
12 Volt 25 Amp
125 VAC 20 Amp




#5549PT (#5549C)
On-Off-On Toggle DPDT
3/4" Handle Length
6 Screw Terminals
12 Volt 25 Amp
125 VAC 20 Amp



#5558PT (#5558C)
Moment On-Off-Moment
On DPDT Toggle
3/4" Handle Length
6 Screw Terminals
12 Volt 25 Amp
125 VAC 20 Amp



#5568PT (#5568C) Red
#5569PT (#5569C) Black
Toggle Safety Cover
Spring Loaded Design
Fits Most Bat Style Toggles



#5599PT (#5599C)
Red Toggle Cover
& On-Off Toggle
(#5568 + #5577)
1/2" Mount Hole
12 Volt 20 Amp



#5570PT (#5570C)
Weather Resistant Boot
With 1/2" Mounting
Nut and Washer
Fits 3/8" - 5/8" Length
Toggle Switches

On-Off Toggle SPST
Illuminated
Nylon Housing
1/4" Male Tabs
1" Handle Length
1/2" Mount Hole
12 Volt 16 Amp



Use With
#5501 Panel
(Page 43)

#5536PT (#5536C) - Red
#5537PT (#5537C) - Blue
#5538PT (#5538C) - Amber
#5539PT (#5539C) - Green

On-Off Toggle SPST
LED Illuminated Tip
Black Nylon Housing
1/4" Male Tabs
1" Handle Length
1/2" Mount Hole
12 Volt 10 Amp



LED Lights

#5560PT (#5560C) - Red (clear lens)
#5561PT (#5561C) - Blue
#5562PT (#5562C) - Amber
#5563PT (#5563C) - Green

Black Toggle
Black Nylon Housing
1/4" Male Tabs / 1" Handle Length
1/2" Mount Hole
12 Volt 16 Amp



#5540PT (#5540C)
On-Off
SPST



#5541PT (#5541C)
Momentary On-Off
SPST




#5542PT (#5542C)
On-Off-On
SPDT




Heavy Duty Toggle
Chrome Plated With Copper Screw Terminals
Die Cast Housing With Indicator Plate
1/2" Mount Hole / 1" Handle Length
6-12 Volt 50 Amp


#5543PT (#5543C)
On-Off-On
SPDT




#5544PT (#5544C)
Momentary On-
Off-Momentary On
SPDT



#5545PT (#5545C)
On-Off SPST
Chrome Handle



#5572PT (#5572C)
On-Off SPST
Red Handle



Indicator Plates Included!

#5573PT (#5573C)
On-Off SPST
Black Handle

